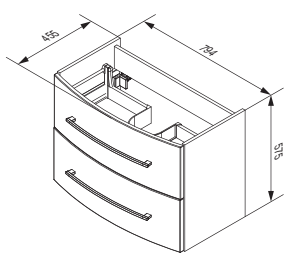
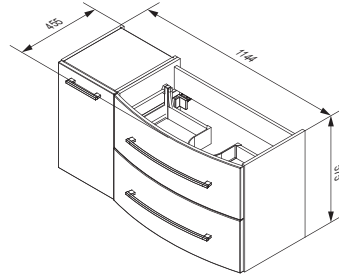
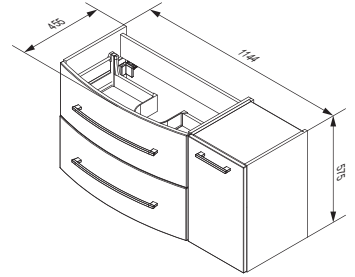
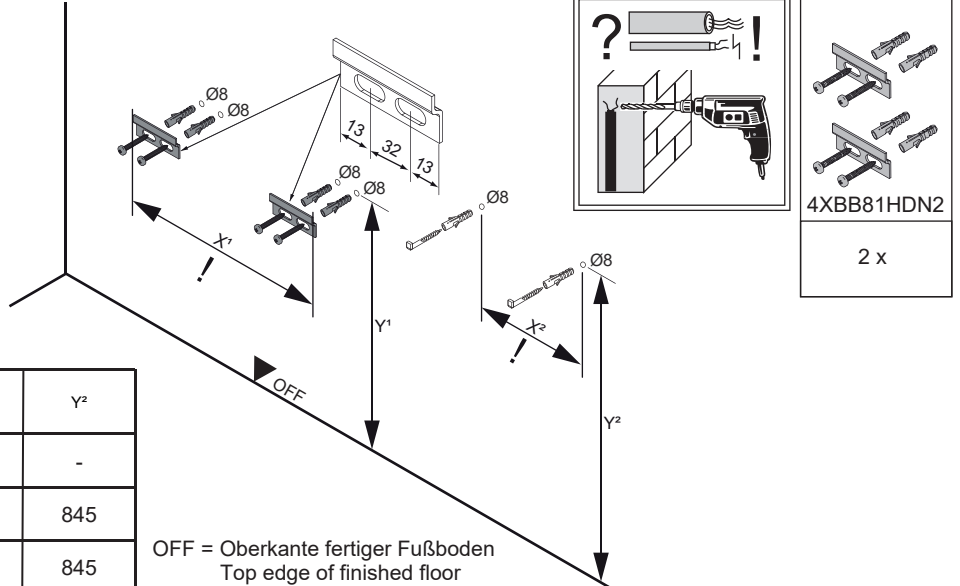


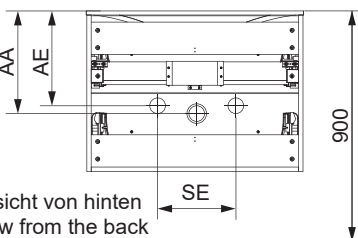
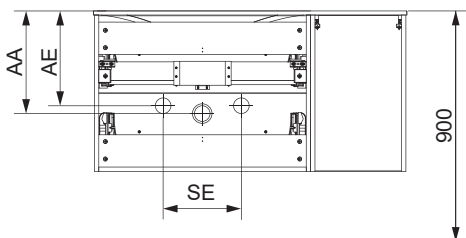
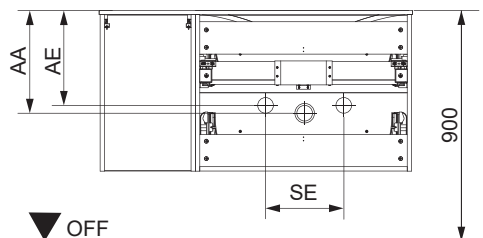
A**B****C**

Alle Maße sind in Millimetern angegeben, unverbindlich, vor Ort zu prüfen und stellen nur eine Empfehlung dar. Änderungen vorbehalten.
 All dimensions are given in millimeters, without obligation, to be checked on site and represent only a recommendation. Subject to change.

1

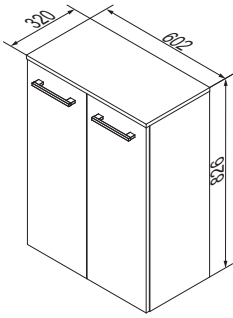
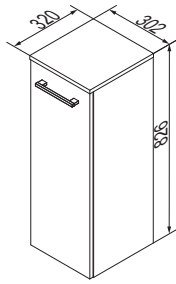
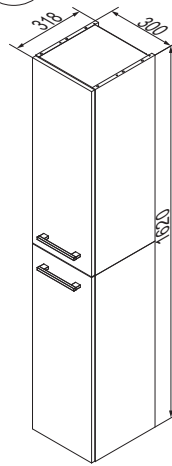
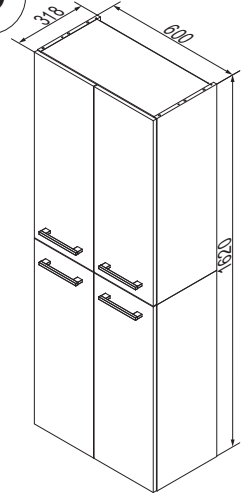
Washbecken wash basin	X ¹	Y ¹	X ²	Y ²
A	760	735	-	-
B	760	735	300	845
C	760	735	300	845

OFF = Oberkante fertiger Fußboden
 Top edge of finished floor


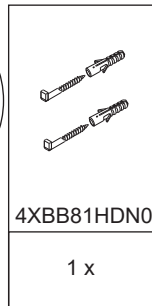
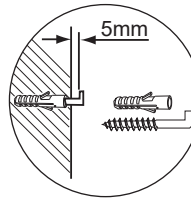
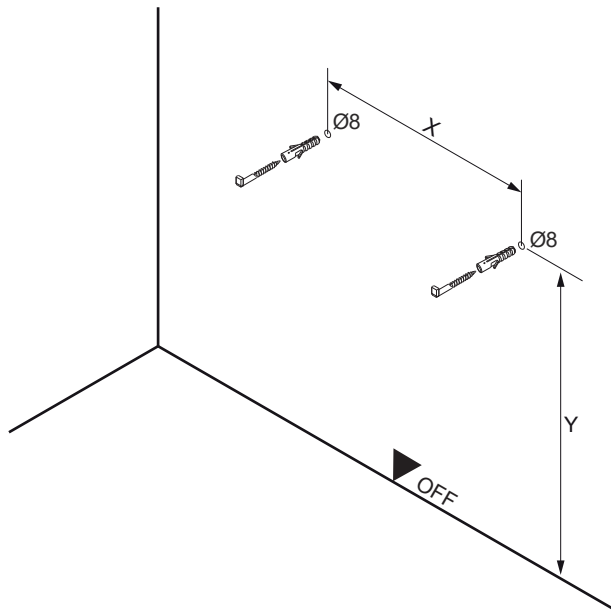
A**B****C**

Ansicht von hinten
 View from the back

Washbecken wash basin	AA	AE	SE	Siphon	Washbecken wash basin	AA	AE	SE	Siphon
A 	240 - 370	190 - 400	150 - 330	Bei Standard-Siphon With standard siphon 	A 	240 - 360	190 - 400	150 - 330	Bei Standard-Siphon With standard siphon
	260 - 340	190 - 400	150 - 330	Bei Raumspar-Siphon With Space-saving siphon 		250 - 340	190 - 400	150 - 330	Bei Raumspar-Siphon With Space-saving siphon
B + C 	240 - 370	190 - 400	150 - 330	Bei Standard-Siphon With standard siphon 	AE = Abstand Eckventile Distance corner valves AA = Abstand Ablauf Distance drain SE = Seitlicher Abstand Eckventile Lateral distance corner valves				
	260 - 340	190 - 400	150 - 330	Bei Raumspar-Siphon With Space-saving siphon 					

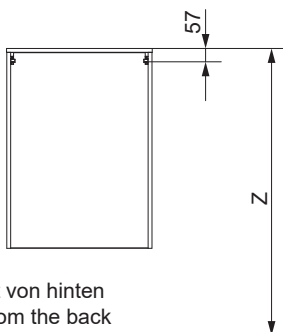
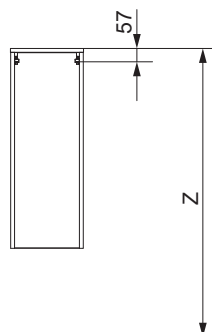
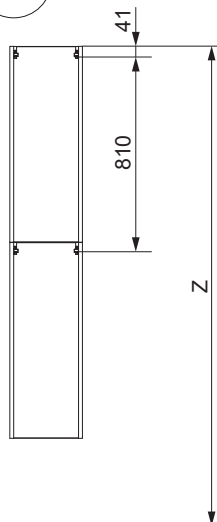
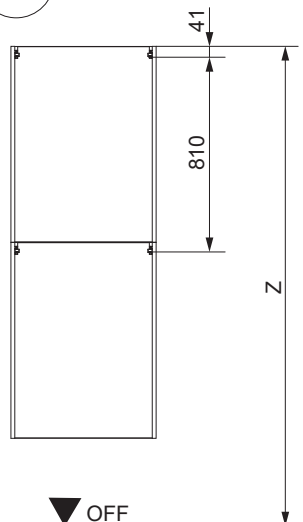
A**B****C****D**

Alle Maße sind in Millimetern angegeben, unverbindlich, vor Ort zu prüfen und stellen nur eine Empfehlung dar. Änderungen vorbehalten.
 All dimensions are given in millimeters, without obligation, to be checked on site and represent only a recommendation. Subject to change.

1

Schrank cabinet	X in mm	Y in mm
A	550	Z - 57
B	250	Z - 57
C	250	Z - 41
D	550	Z - 41

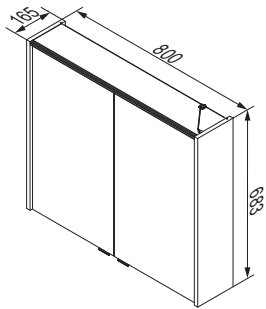
OFF = Oberkante fertiger Fußboden
 Top edge of finished floor

A**B****C****D**

Ansicht von hinten
 View from the back

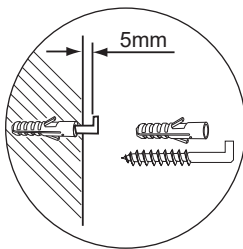



5MAN844210 S2 10/23

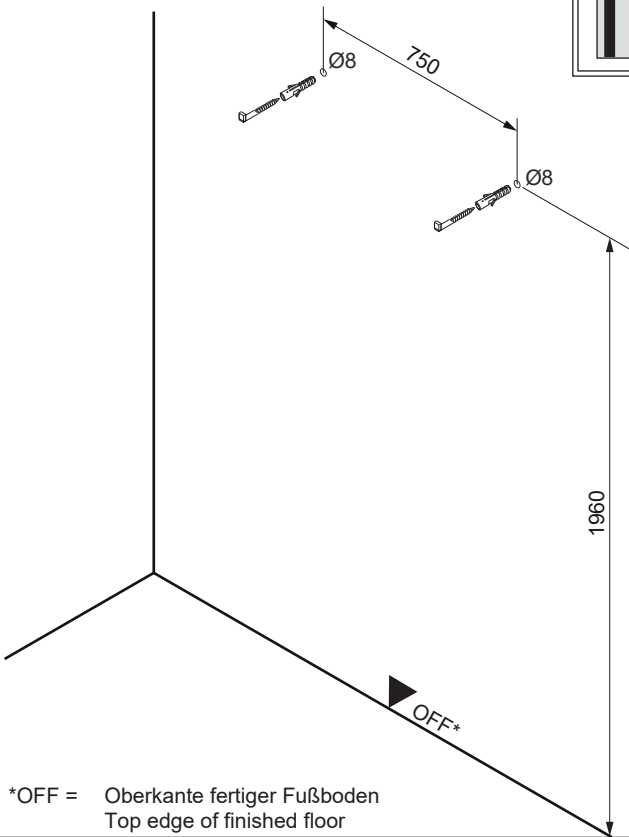


! Alle Maße sind in Millimetern angegeben, unverbindlich, vor Ort zu prüfen und stellen nur eine Empfehlung dar. Änderungen vorbehalten.
 All dimensions are given in millimeters, without obligation, to be checked on site and represent only a recommendation. Subject to change.

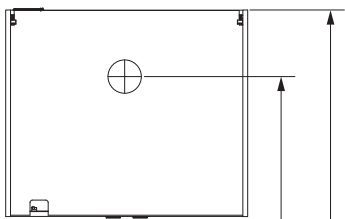
1



Ø8	
4XBB81HDN0	
2 x	2 x

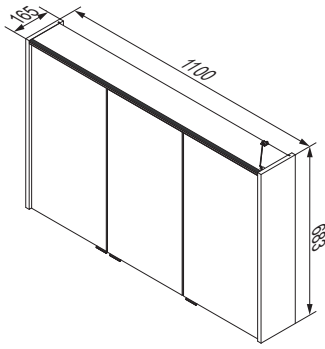


*OFF = Oberkante fertiger Fußboden
 Top edge of finished floor



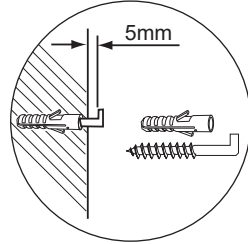
1800
 2000

▼ OFF
 Ansicht von hinten
 View from the back

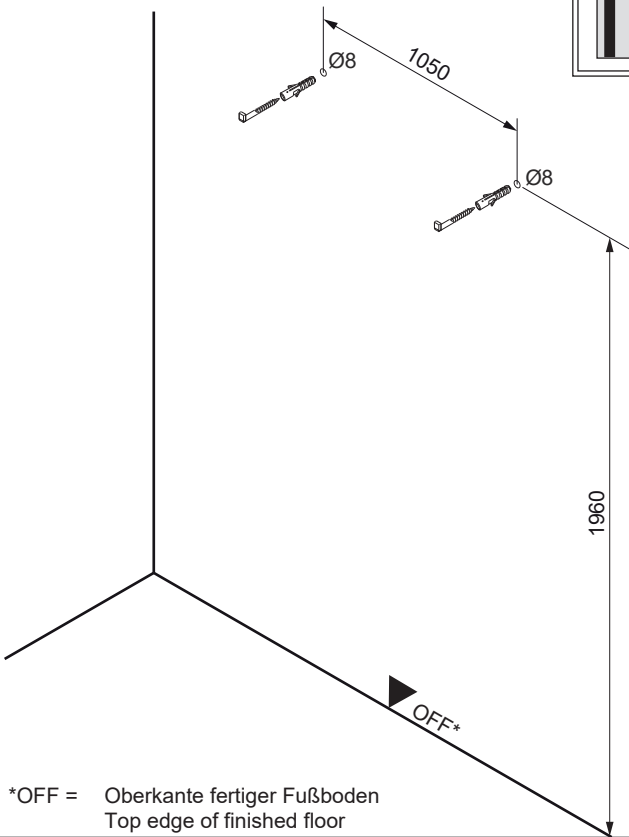


! Alle Maße sind in Millimetern angegeben, unverbindlich, vor Ort zu prüfen und stellen nur eine Empfehlung dar. Änderungen vorbehalten.
 All dimensions are given in millimeters, without obligation, to be checked on site and represent only a recommendation. Subject to change.

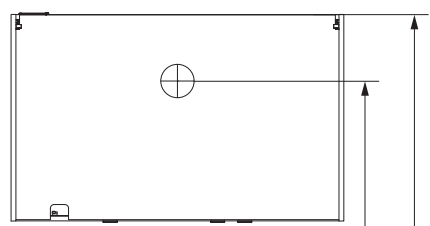
1



Ø8	
4XBB81HDN0	
2 x	2 x



*OFF = Oberkante fertiger Fußboden
 Top edge of finished floor



1800
 2000

▼ OFF
 Ansicht von hinten
 View from the back