

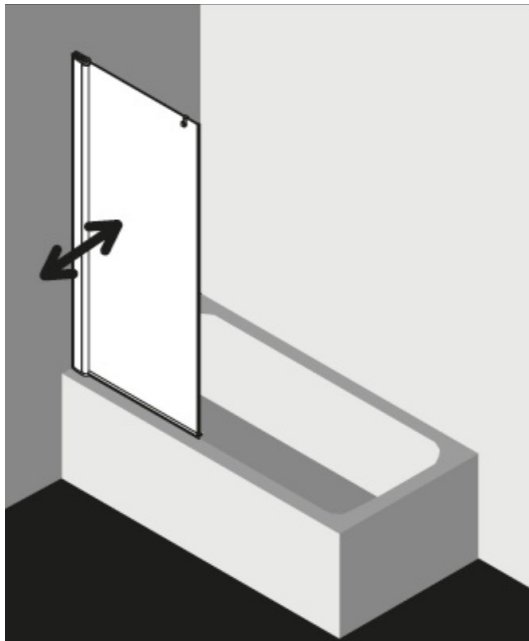
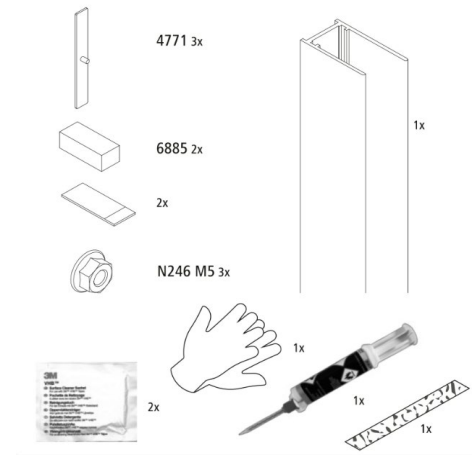


KermiGLUE

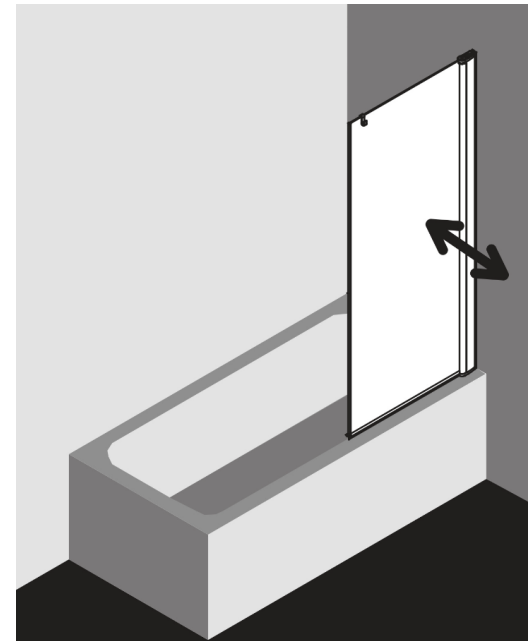
Innovative  
Befestigungstechnik

## Kermi Klebeset PEGA

- Artikel-Nr. ZDKWKGFPE150VK
- Zur Montage für PE DFR/L
- bestehend aus PEGA Wandanschluss, 3 Montageplatten, Klebstoff und Montagekleinteilen



PE DFL

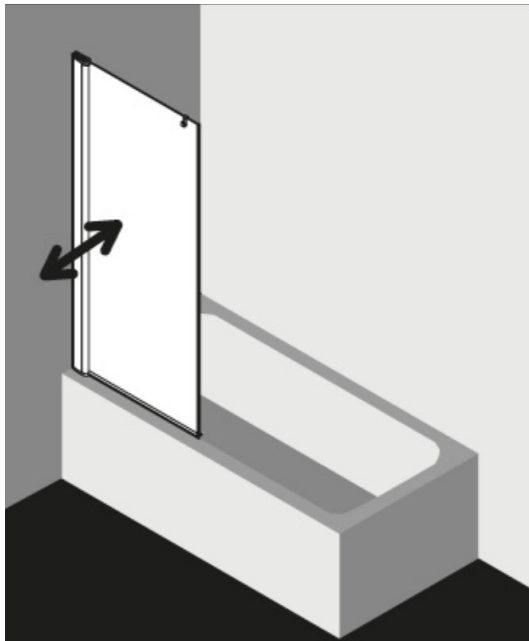


PE DFR

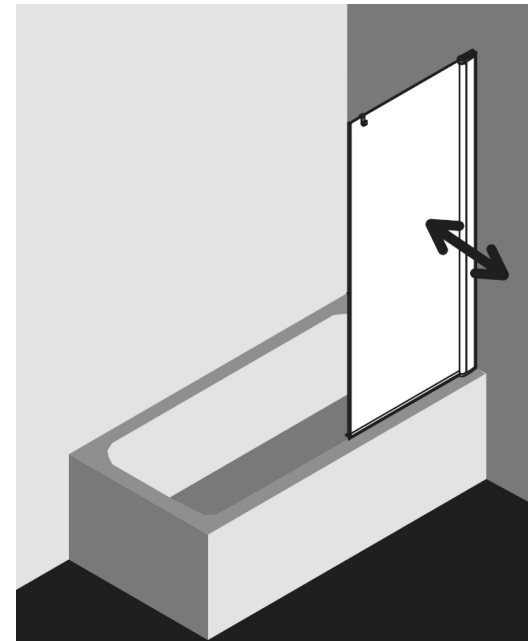
# KermiGLUE

Kermi Klebeset PEGA **zur erneuten Montage** nach erfolgter Demontage

- Artikel-Nr. ZDKSKGFPE000XK
- Zur Montage für PE DFR/L
- bestehend aus drei Montageplatten, Klebstoff und Montagekleinteilen



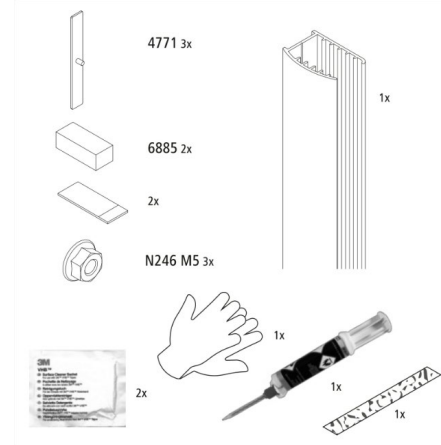
PE DFL



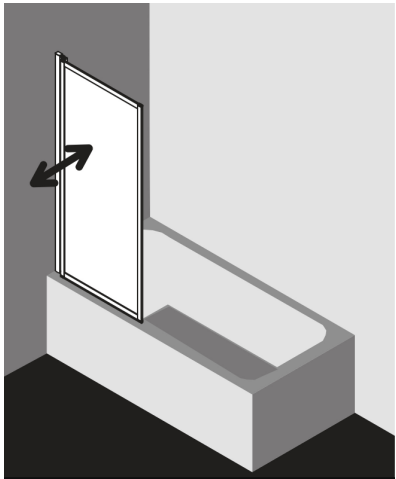
PE DFR

## Kermi Klebeset VARIO 2000


- Artikel-Nr. ZDKWKGFV21401K ist silber mattglanz
- Artikel-Nr. ZDKWKGFV21402K ist weiß
- Zur Montage für V2 FW1, V2 FW2, V2 FW3, V2 TS1 und V2 TS2
- bestehend aus VARIO 2000 Wandanschluss, 3 Montageplatten, Klebstoff und Montagekleinteilen



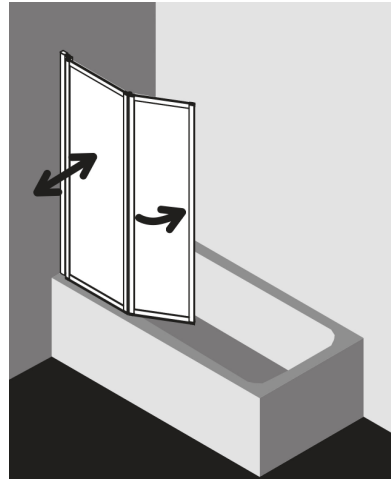
V2 FW1



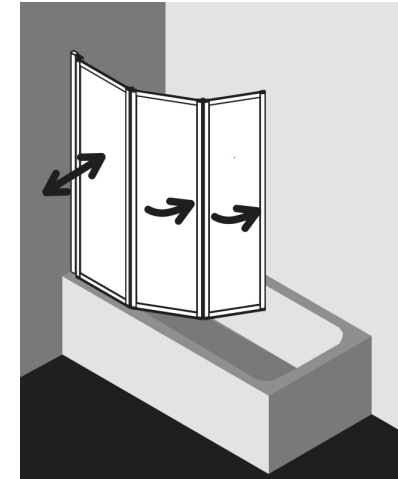
V2 FW2



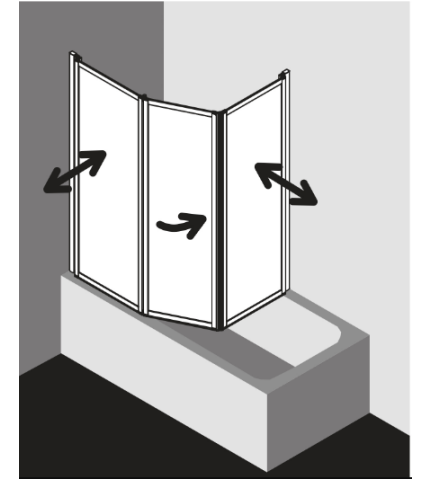
V2 TS1



V2 FW3




V2 FW3



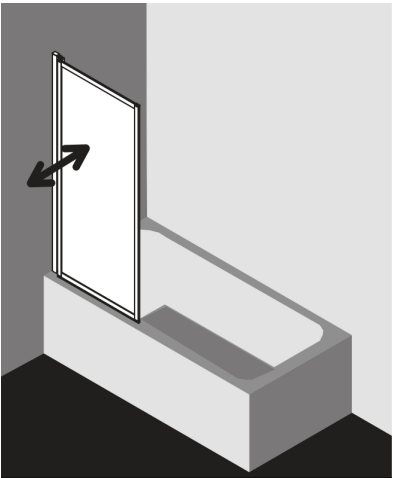
# KermiGLUE

Kermi Klebeset VARIO 2000 **zur erneuten Montage** nach erfolgter Demontage


- Artikel-Nr. ZDKSKGFV2000XK
- Zur Montage für V2 FW1, V2 FW2, V2 FW3, V2 TS1 und V2 TS2
- bestehend aus 3 Montageplatten, Klebstoff und Montagekleinteilen



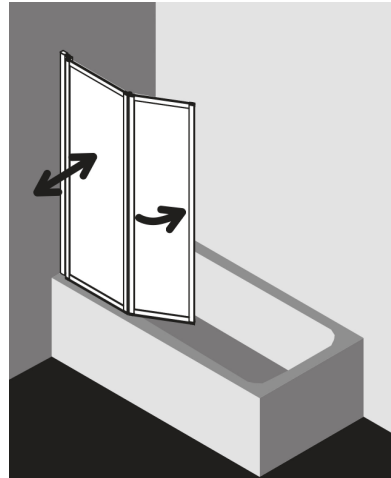
V2 FW1



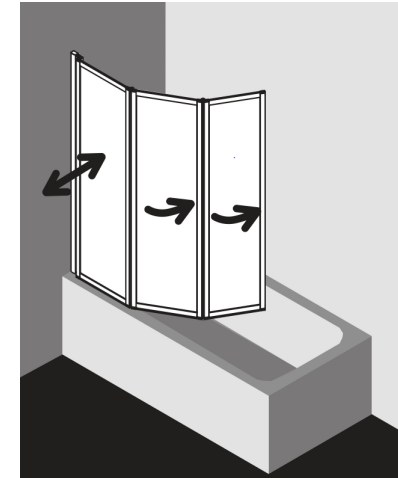
V2 FW2



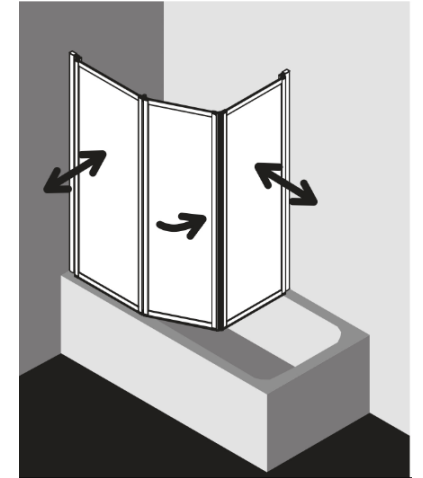
V2 TS1



V2 FW3



V2 FW3

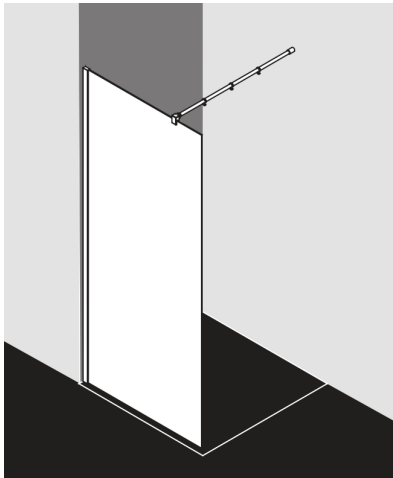


## Kermi Klebeset WALK-IN XB

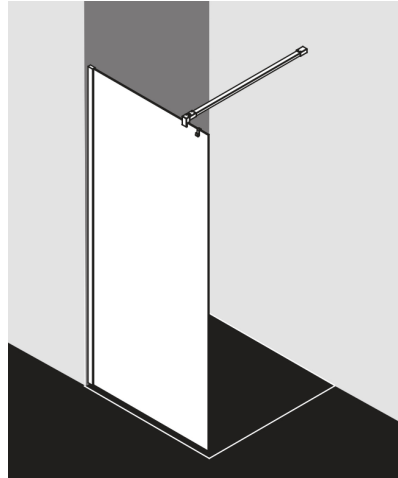
- Artikel-Nr. ZDKSKGPXB000XK
- Zur Montage für XB WIW, XB WIA, XB WIH und XB FFW
- bestehend aus einem Hochleistungsklebstoff und innovativen Montagezubehörkomponenten



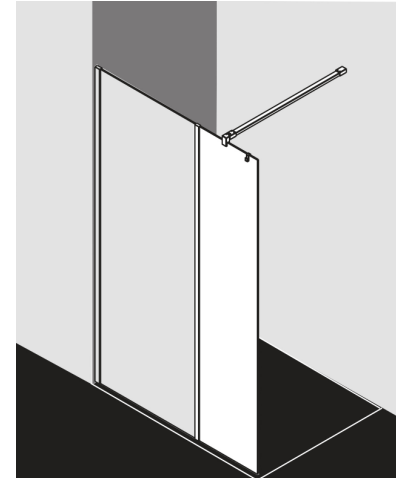
XB WIW



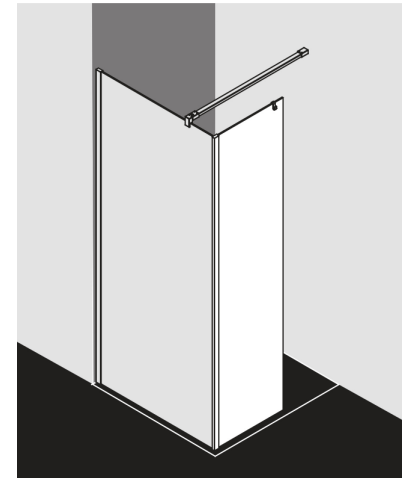
XB WIA



XB WIH



XB FFW

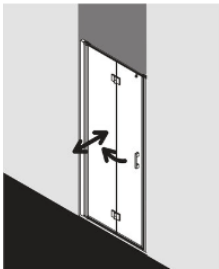


## Kermi Klebeset LIGA

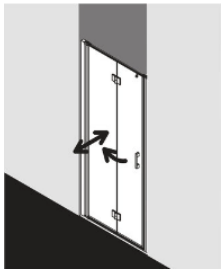


- Artikel-Nr. ZDKSKGPLI000XK
- Zur Montage für LI2SR/L, LI2T4, LI1WR/L, LI1OR/L, LI1GR/L, LIPTD, LID2R/L, LIG2R/L, LIG3R/L, LITWD, LITVD, LI2CR/L, LI1ER/L, LIEPL/R, LIC2R/L, LIE2R/L, LIE3R/L, LIPRD, LICRD, LI2YR/L, LI2PR/L
- bestehend aus Montageplatten, Klebstoff und Montagekleinteilen

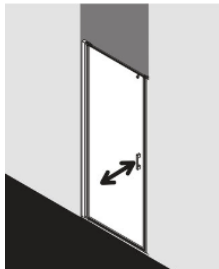
LI2SR/L



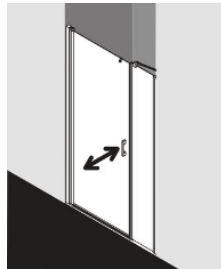
LI2T4



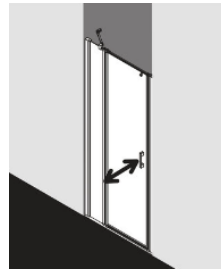
LI1WR/L



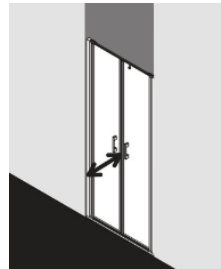
LI1OR/L



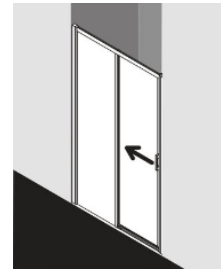
LI1GR/L



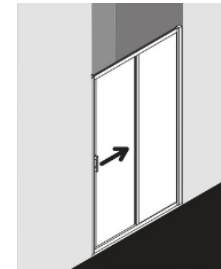
LIPTD



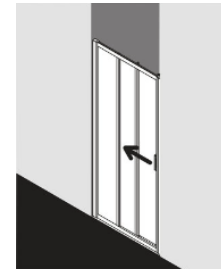
LID2R/L



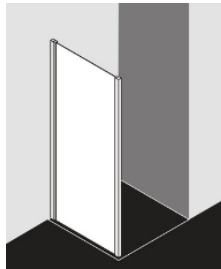
LIG2R/L



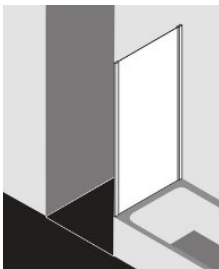
LIG3R/L



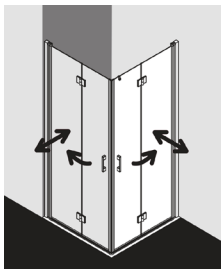
LITWD



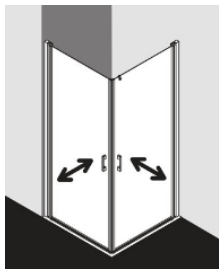
LITVD



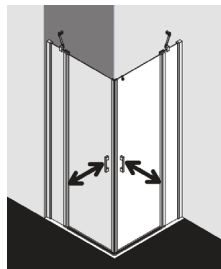
LI2CR/LI2CL



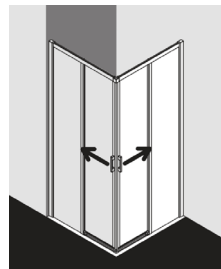
LI1ER/LI1EL



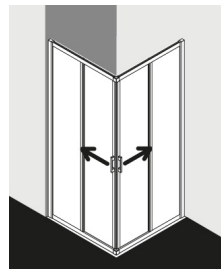
LIEPR/LIEPL



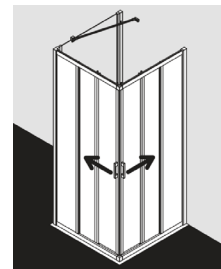
LIC2R/LIC2L



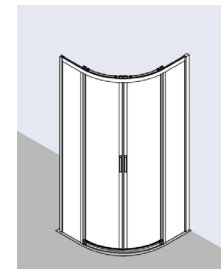
LIE2R/LIE2L



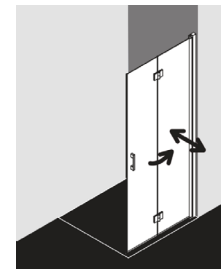
LIE3R/LIE3L



LICRD



LI2YR/L



LI2PR/L

