


SET LAUFEN PRO

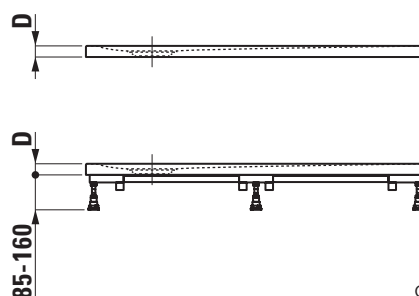
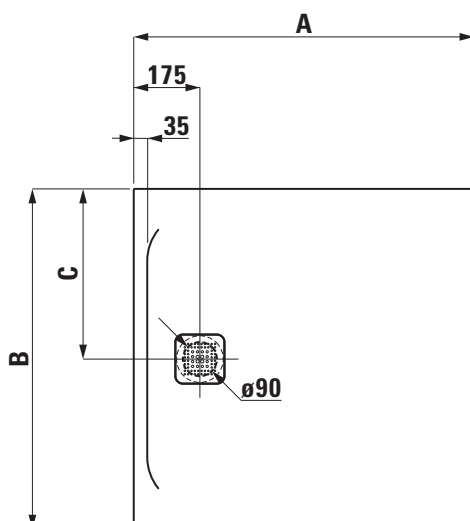
Shower tray
MARBOND
square
21095.0
21095.6
21195.2
21195.8



TECHNICAL DATA

Order no.	21095.0 / 800 mm 21095.6 / 900 mm 21195.2 / 1000 mm 21195.8 / 1200 mm	Mounting acc. excl.	Installation frame, adjustable height between 85-160 mm, order no. 29844.1 Antinoise set for the frame installation, order no. 29898.8 3-D sealing tape: Sealing set 3,0 m, for sealed sides ≤ 3 m, includes 1 sealing tape (width 120 mm, length 3 m), 3-D inside corner for sealing (1 piece) and 2x 3 m antinoise tape (width 30 mm), order no. 29564.2 Additional sealing set 2,0 m, for sealed sides ≥ 3 m, order no. 29564.7 3-D sealing corners: Inside corner, 1 piece, order no. 29564.3 Outside corner for floor-even installation, set 3 parts, order no. 29564.4 Dispersion sealing composition, tube 500 ml, order no. 29564.5 Noise control band, order no. 29555.1
Certified to	EN 14257, EN 251		
Dimensions	see table below		
Depth	see table below		
Specification	Square shower tray made of Marbond (Gel Coat surface matt, with structure) with Antislip, Class C (DIN 51097) Removable siphon cover, stainless steel For floor-even installation or on floor installation		
Weight	21095.0 – 28,0 kg / 21095.6 – 38,0 kg 21195.2 – 50,0 kg / 21195.8 – 75,0 kg		
Mounting acc. excl.	Mounting box type DN 50, height 100 mm incl. waste, \varnothing 90 mm without cover (pre-assembled) left, order no. 29004.3, right, order no. 29004.4 Mounting box type DN 40, height 75 mm incl. waste, \varnothing 90 mm without cover (pre-assembled) left, order no. 29003.3, right, order no. 29003.4 Waste DN 50, \varnothing 90 mm without cover, order no. 29512.7 Mounting box type DN 50, height 100 mm, left, order no. 29004.1, right, order no. 29004.2 Mounting box type DN 40, height 75 mm, left, order no. 29003.1, right, order no. 29003.2	Otherwise	For customised Marbond shower trays order no. 21295.0 please use the order form.
		Colours	000 – White matt structured, 077 – Light grey matt structured, 078 – Anthracite matt structured

TECHNICAL DRAWINGS / S 1 : 20



Order no.	A / mm	B / mm	C / mm	D / mm
21095.0	800	800	400	29
21095.6	900	900	450	30
21195.2	1000	1000	500	33
21195.8	1200	1200	600	33

SET LAUFEN PRO

Shower tray MARBOND rectangular

21095.1 / 21095.7

21295.4 / 21295.5

21095.2 / 21095.8

21195.3

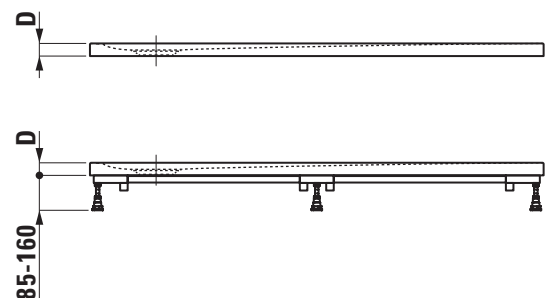
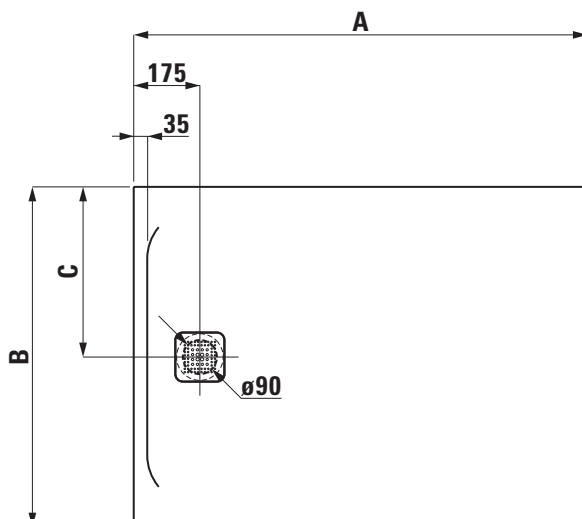


TECHNICAL DATA

Order no.	21095.1, 21095.7 / 1000 mm 21295.4, 21295.5 / 1100 mm 21095.2, 21095.8, 21195.3 / 1200 mm
Certified to	EN 14257, EN 251
Dimensions	see table below
Depth	see table below
Specification	Rectangular shower tray made of Marbond (Gel Coat surface matt, with structure) with Antislip, Class C (DIN 51097) Removable siphon cover, stainless steel For floor-even installation or on floor installation
Weight	21095.1 – 40,0 kg / 21095.7 – 44,0 kg 21295.4 – 45,0 kg / 21295.5 – 47,0 kg 21095.2 – 35,0 kg / 21095.8 – 56,0 kg 21195.3 – 62,0 kg
Mounting acc. excl.	Mounting box type DN 50, height 100 mm incl. waste, Ø 90 mm without cover (pre-assembled) left, order no. 29004.3, right, order no. 29004.4 Mounting box type DN 40, height 75 mm incl. waste, Ø 90 mm without cover (pre-assembled) left, order no. 29003.3, right, order no. 29003.4 Waste DN 50, Ø 90 mm without cover, order no. 29512.7 Mounting box type DN 50, height 100 mm, left, order no. 29004.1, right, order no. 29004.2 Mounting box type DN 40, height 75 mm, left, order no. 29003.1, right, order no. 29003.2

Mounting acc. excl.	Installation frame, adjustable height between 85-160 mm, order no. 29844.1 Antinoise set for the frame installation, order no. 29898.8 3-D sealing tape: Sealing set 3,0 m, for sealed sides ≤ 3 m, includes 1 sealing tape (width 120 mm, length 3 m), 3-D inside corner for sealing (1 piece) and 2x 3 m antinoise tape (width 30 mm), order no. 29564.2 Additional sealing set 2,0 m, for sealed sides ≥ 3 m, order no. 29564.7 3-D sealing corners: Inside corner, 1 piece, order no. 29564.3 Outside corner for floor-even installation, set 3 parts, order no. 29564.4 Dispersion sealing composition, tube 500 ml, order no. 29564.5 Noise control band, order no. 29555.1
Otherwise	For customised Marbond shower trays order no. 21295.0 please use the order form.
Colours	000 – White matt structured, 077 – Light grey matt structured, 078 – Anthracite matt structured

TECHNICAL DRAWINGS / S 1 : 20



Order no.	A / mm	B / mm	C / mm	D / mm
21095.1	1000	800	400	33
21095.7	1000	900	450	33
21295.4	1100	800	400	33
21295.5	1100	900	450	33
21095.2	1200	800	400	33
21095.8	1200	900	450	33
21195.3	1200	1000	500	33

SET LAUFEN PRO

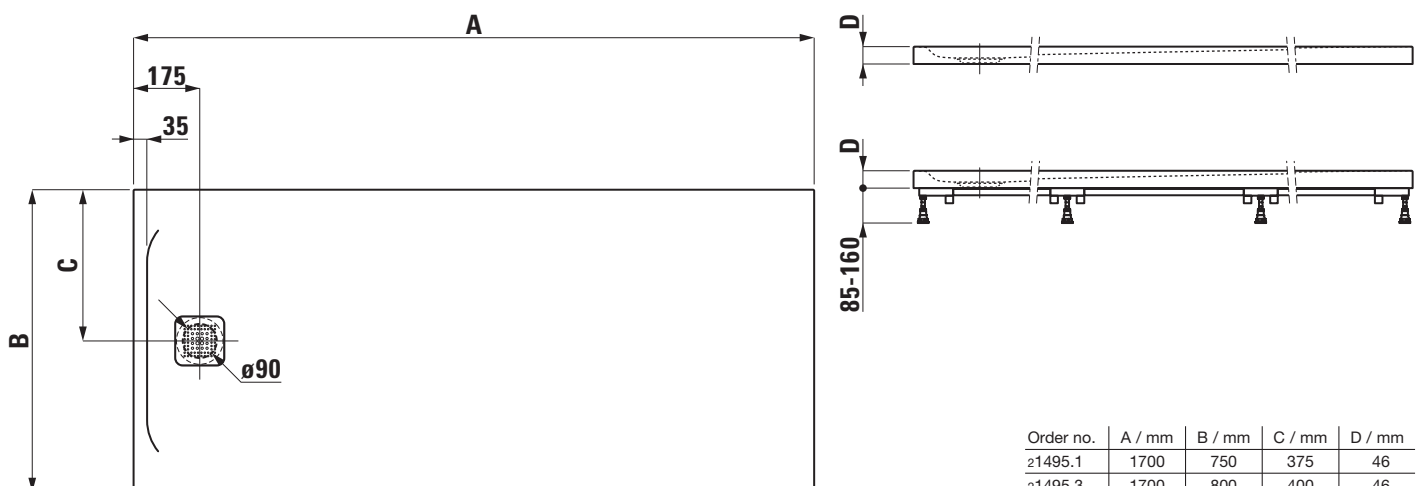
Shower tray MARBOND rectangular 21495.1 21495.3 21495.9 21195.9



TECHNICAL DATA

Order no.	21495.1, 21495.3 / 1700 mm 21495.9, 21195.9 / 1800 mm	Mounting acc. excl.	Installation frame, adjustable height between 85-160 mm, order no. 29844.2
Certified to	EN 14257, EN 251		Antinoise set for the frame installation, order no. 29898.9
Dimensions	see table below		3-D sealing tape:
Depth	see table below		Sealing set 3,0 m, for sealed sides ≤ 3 m, includes 1 sealing tape (width 120 mm, length 3 m), 3-D inside corner for sealing (1 piece) and 2x 3 m antinoise tape (width 30 mm), order no. 29564.2
Specification	Rectangular shower tray made of Marbond (Gel Coat surface matt, with structure) with Antislip, Class C (DIN 51097) Removable siphon cover, stainless steel For floor-even installation or on floor installation		Additional sealing set 2,0 m, for sealed sides ≥ 3 m, order no. 29564.7
Weight	21495.1 – 87,0 kg / 21495.3 – 95,0 kg 21495.9 – 94,0 kg / 21195.9 – 99,0 kg		3-D sealing corners:
Mounting acc. excl.	Mounting box type DN 50, height 100 mm incl. waste, Ø 90 mm without cover (pre-assembled) left, order no. 29004.3, right, order no. 29004.4 Mounting box type DN 40, height 75 mm incl. waste, Ø 90 mm without cover (pre-assembled) left, order no. 29003.3, right, order no. 29003.4 Waste DN 50, Ø 90 mm without cover, order no. 29512.7 Mounting box type DN 50, height 100 mm, left, order no. 29004.1, right, order no. 29004.2 Mounting box type DN 40, height 75 mm, left, order no. 29003.1, right, order no. 29003.2	Otherwise	Inside corner, 1 piece, order no. 29564.3 Outside corner for floor-even installation, set 3 parts, order no. 29564.4 Dispersion sealing composition, tube 500 ml, order no. 29564.5 Noise control band, order no. 29555.1
		Colours	For customised Marbond shower trays order no. 21295.0 please use the order form. 000 – White matt structured, 077 – Light grey matt structured, 078 – Anthracite matt structured

TECHNICAL DRAWINGS / S 1 : 20



SET LAUFEN PRO

Shower tray MARBOND rectangular

21595.4 / 21095.3

21095.9 / 21195.4

21395.6 / 21395.7

21095.4 / 21195.0

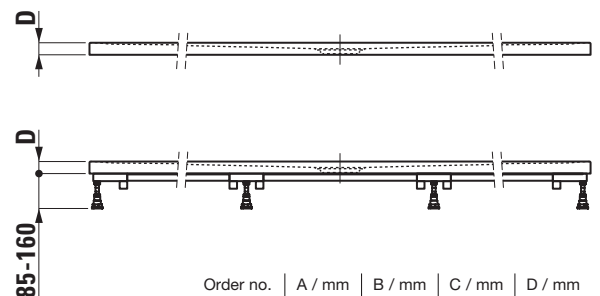
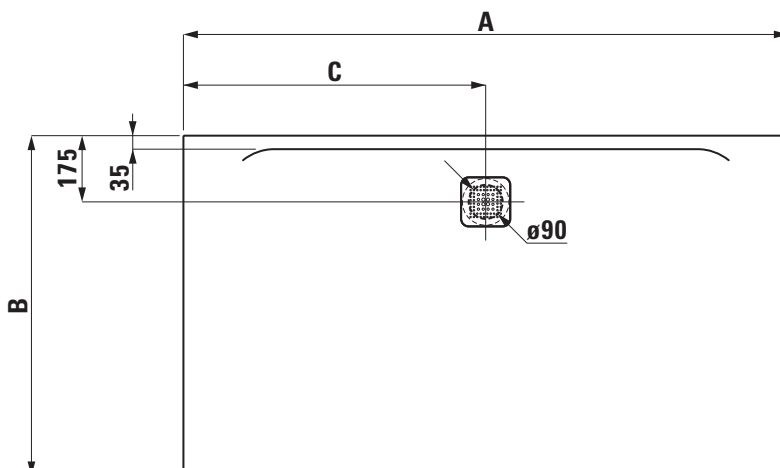
21195.5



TECHNICAL DATA

Order no.	21595.4, 21095.3, 21095.9, 21195.4 / 1400 mm 21395.6, 21395.7, 21095.4, 21195.0, 21195.5 / 1600 mm	Mounting acc. excl.	Installation frame, adjustable height between 85-160 mm, order no. 29844.2 Antinoise set for the frame installation, order no. 29898.9 3-D sealing tape: Sealing set 3,0 m, for sealed sides ≤ 3 m, includes 1 sealing tape (width 120 mm, length 3 m), 3-D inside corner for sealing (1 piece) and 2x 3 rm antinoise tape (width 30 mm), order no. 29564.2 Additional sealing set 2,0 m, for sealed sides ≥ 3 m, order no. 29564.7 3-D sealing corners: Inside corner, 1 piece, order no. 29564.3 Outside corner for floor-even installation, set 3 parts, order no. 29564.4 Dispersion sealing composition, tube 500 ml, order no. 29564.5 Noise control band, order no. 29555.1
Certified to	EN 14257, EN 251		
Dimensions	see table below		
Depth	see table below		
Specification	Rectangular shower tray made of Marbond (Gel Coat surface matt, with structure) with Antislip, Class C (DIN 51097) Removable siphon cover, stainless steel For floor-even installation or on floor installation		
Weight	21595.4 – 48,0 kg / 21095.3 – 51,0 kg 21095.9 – 59,0 kg / 21195.4 – 67,0 kg 21395.6 – 59,0 kg / 21395.7 – 61,0 kg 21095.4 – 63,0 kg / 21195.0 – 69,0 kg 21195.5 – 79,0 kg		
Mounting acc. excl.	Mounting box type DN 50, height 100 mm incl. waste, Ø 90 mm without cover (pre-assembled) left, order no. 29004.3, right, order no. 29004.4 Mounting box type DN 40, height 75 mm incl. waste, Ø 90 mm without cover (pre-assembled) left, order no. 29003.3, right, order no. 29003.4 Waste DN 50, Ø 90 mm without cover, order no. 29512.7 Mounting box type DN 50, height 100 mm, left, order no. 29004.1, right, order no. 29004.2 Mounting box type DN 40, height 75 mm, left, order no. 29003.1, right, order no. 29003.2	Otherwise	For customised Marbond shower trays order no. 21295.0 please use the order form.
		Colours	000 – White matt structured, 077 – Light grey matt structured, 078 – Anthracite matt structured

TECHNICAL DRAWINGS / S 1 : 20



Order no.	A / mm	B / mm	C / mm	D / mm
21595.4	1400	700	700	30
21095.3	1400	800	700	30
21095.9	1400	900	700	30
21195.4	1400	1000	700	30
21395.6	1600	700	800	32
21395.7	1600	750	800	32
21095.4	1600	800	800	32
21195.0	1600	900	800	33
21195.5	1600	1000	800	33

SET LAUFEN PRO


Shower tray MARBOND rectangular

21495.6 / 21495.8

21095.5 / 21195.1

21195.6 / 21595.3

21195.7



TECHNICAL DATA

Order no.	21495.6, 21495.8, 21095.5, 21195.1, 21195.6 / 1800 mm 21595.3, 21195.7 / 2000 mm	Mounting acc. excl.	Installation frame, adjustable height between 85-160 mm, order no. 29844.2 Antinoise set for the frame installation, order no. 29898.9 3-D sealing tape: Sealing set 3,0 m, for sealed sides ≤ 3 m, includes 1 sealing tape (width 120 mm, length 3 m), 3-D inside corner for sealing (1 piece) and 2x 3 m antinoise tape (width 30 mm), order no. 29564.2 Additional sealing set 2,0 m, for sealed sides ≥ 3 m, order no. 29564.7 3-D sealing corners: Inside corner, 1 piece, order no. 29564.3 Outside corner for floor-even installation, set 3 parts, order no. 29564.4 Dispersion sealing composition, tube 500 ml, order no. 29564.5 Noise control band, order no. 29555.1
Certified to	EN 14257, EN 251		
Dimensions	see table below		
Depth	see table below		
Specification	Rectangular shower tray made of Marbond (Gel Coat surface matt, with structure) with Antislip, Class C (DIN 51097) Removable siphon cover, stainless steel For floor-even installation or on floor installation		
Weight	21495.6 – 63,0 kg / 21495.8 – 68,0 kg 21095.5 – 73,0 kg / 21195.1 – 82,0 kg 21195.6 – 91,0 kg / 21595.3 – 95,0 kg 21195.7 – 107,0 kg		
Mounting acc. excl.	Mounting box type DN 50, height 100 mm incl. waste, Ø 90 mm without cover (pre-assembled) left, order no. 29004.3, right, order no. 29004.4 Mounting box type DN 40, height 75 mm incl. waste, Ø 90 mm without cover (pre-assembled) left, order no. 29003.3, right, order no. 29003.4 Waste DN 50, Ø 90 mm without cover, order no. 29512.7 Mounting box type DN 50, height 100 mm, left, order no. 29004.1, right, order no. 29004.2 Mounting box type DN 40, height 75 mm, left, order no. 29003.1, right, order no. 29003.2	Otherwise	For customised Marbond shower trays order no. 21295.0 please use the order form.
		Colours	000 – White matt structured, 077 – Light grey matt structured, 078 – Anthracite matt structured

TECHNICAL DRAWINGS / S 1 : 20

